

**FläktGroup®**

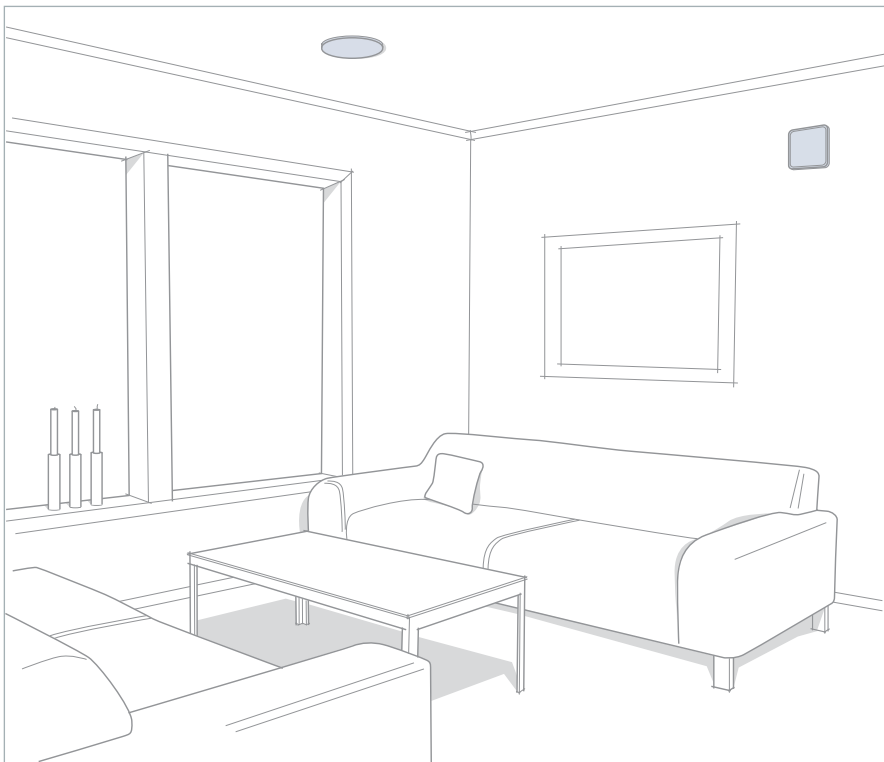
AIRTREND Ltd  
Predstavništvo u Beogradu  
Kumanovska 14, 11000 Beograd  
Tel: 011/3836886, 3085740  
Faks: 011/3444113  
e-mail: [gobrid@eunet.rs](mailto:gobrid@eunet.rs)  
web: [www.airtrend.rs](http://www.airtrend.rs)

# Supply air valve

## LUMI

TECHNICAL DATA





## LUMI SUPPLY AIR VALVE

The LUMI supply air valve is intended for use in mechanical ventilation systems. It can be installed on ceilings or walls. It has a low sound level and it is easy to measure, adjust and lock without removing the valve from the frame. Direct measurements from the spindle ensure accurate readings. Designed to look good in modern interiors, the LUMI suits any environment and requirement, and can even blend into its surroundings with its smart personalization option. The decoration frame allows users to decorate the front plate with wallpaper, textiles or their favorite picture. The valve is available with a round (LUMI-R) or square (LUMI-S) front plate and with CleanVent coating as standard.

## QUICK SELECTION

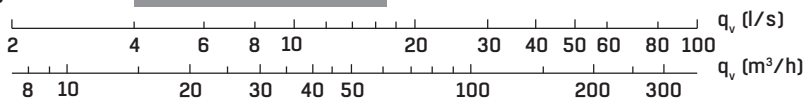
360° blow

Ø 200

Ø 160

Ø 125

Ø 100



Recommended range of use (< 30 dB(A)).



## SPECIFICATIONS

- Low sound level
- Easy to install, both for new installations and renovations
- Easy to measure and adjust without removing the valve from the frame
- Air flow measurement directly from the spindle gives accurate readings
- Easy to control air flow direction
- Connection sizes of 100, 125, 160 and 200 mm
- Made of steel sheet
- Standard color RAL 9010; other colors available to special order
- Decoration frame as standard with sizes 100 and 125
- Available with round or square front plate
- Dirt-repellent CleanVent coating as standard

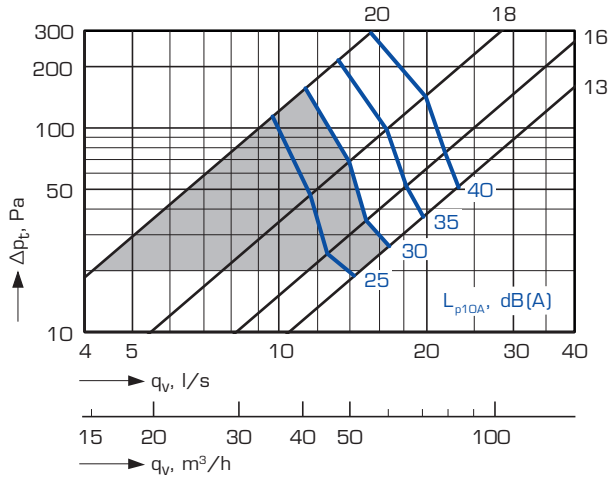
## PRODUCT CODE EXAMPLE

Supply air valve LUMI-S-125-C  
Mounting ring KKT-125

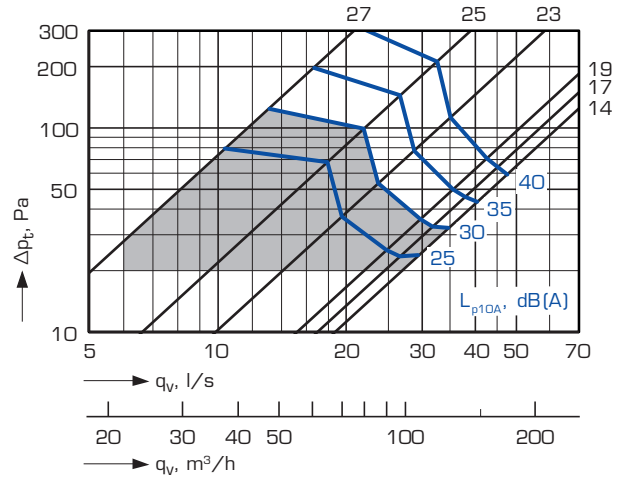
## AIR FLOW, PRESSURE DROP, SOUND LEVEL AND THROW

### 360° BLOW

#### LUMI-100

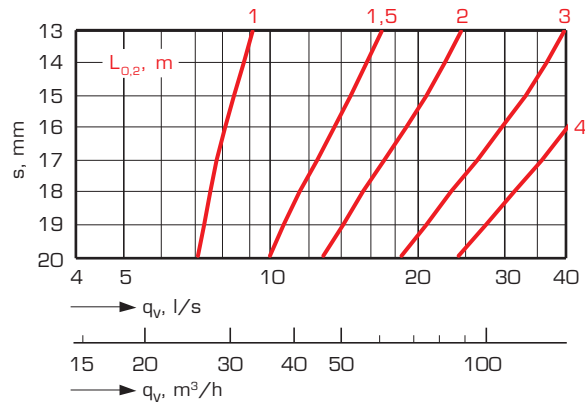


#### LUMI-125

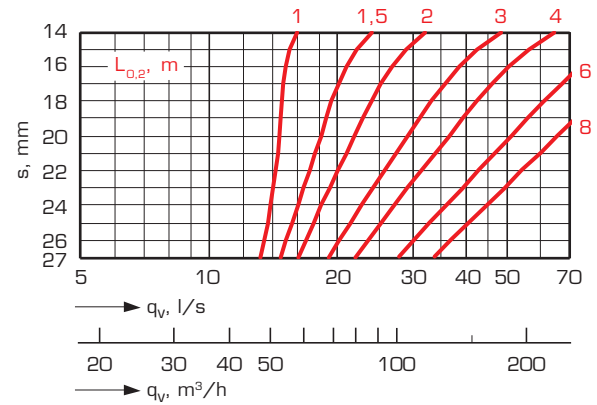


■ Recommended range of use

#### LUMI-100 - THROW, CEILING INSTALLATION



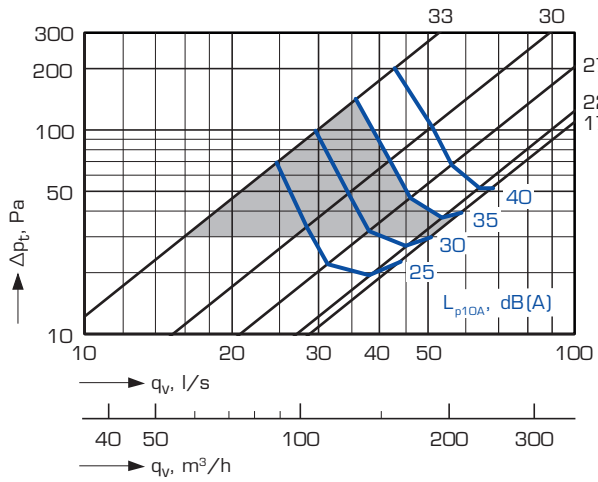
#### LUMI-125 - THROW, CEILING INSTALLATION



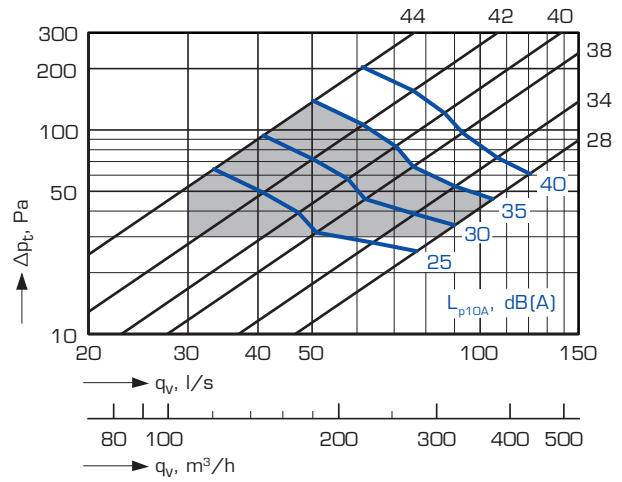
## AIR FLOW, PRESSURE DROP, SOUND LEVEL AND THROW

### 360° BLOW

#### LUMI-160

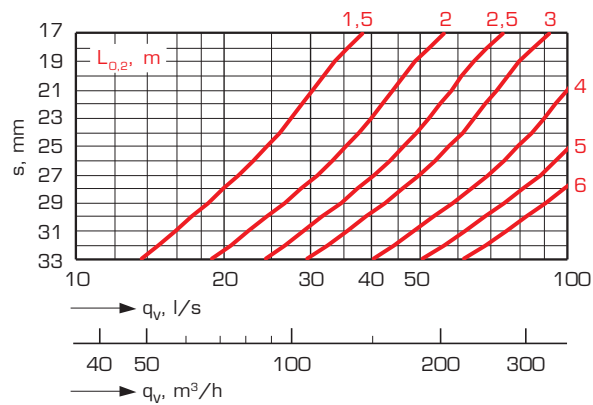


#### LUMI-200

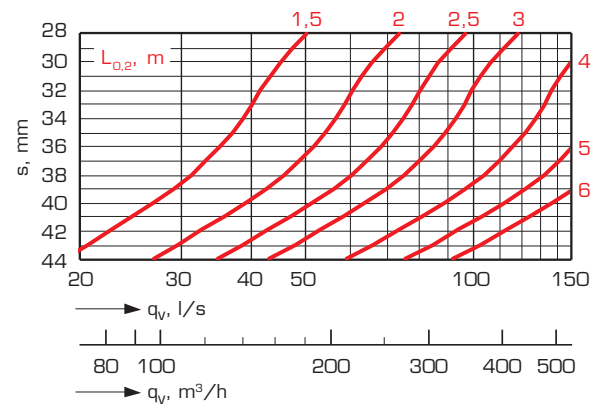


■ Recommended range of use

#### LUMI-160 - THROW, CEILING INSTALLATION



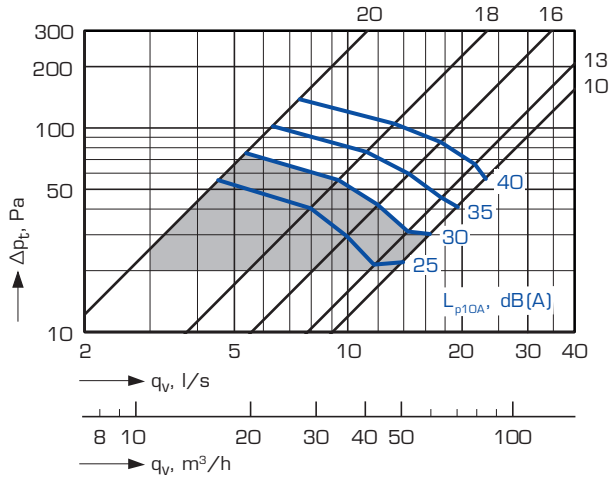
#### LUMI-200 - THROW, CEILING INSTALLATION



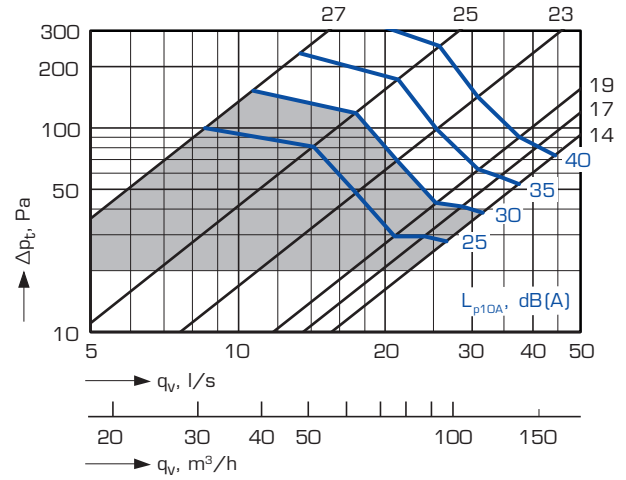
## AIR FLOW, PRESSURE DROP, SOUND LEVEL AND THROW

### 270° BLOW

#### LUMI-100

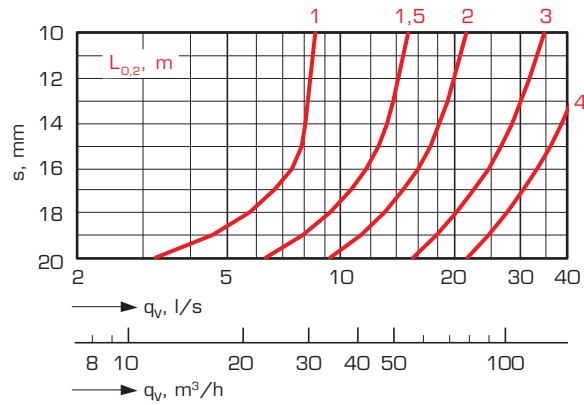


#### LUMI-125

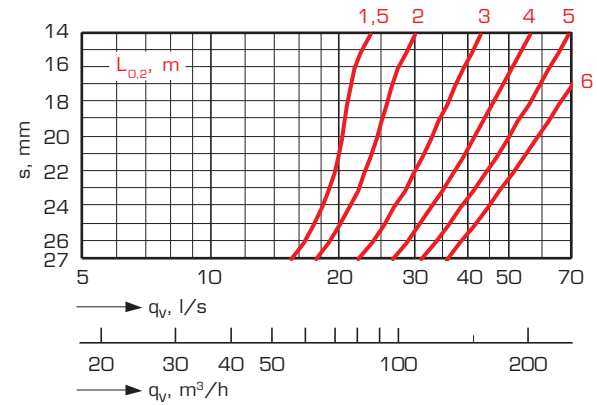


■ Recommended range of use

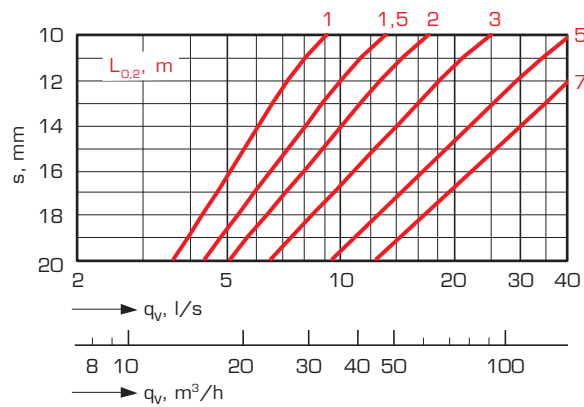
#### LUMI-100 - THROW, CEILING INSTALLATION



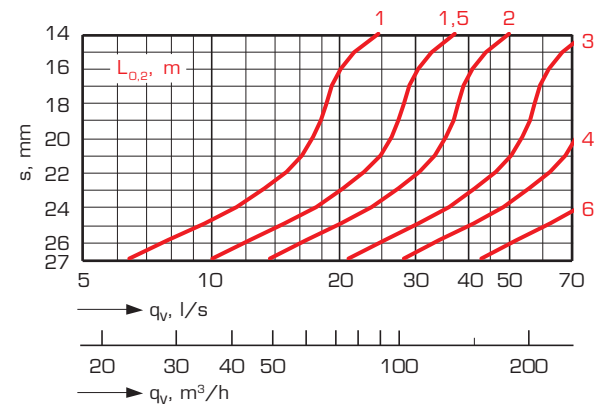
#### LUMI-125 - THROW, CEILING INSTALLATION



#### LUMI-100 - THROW, WALL INSTALLATION



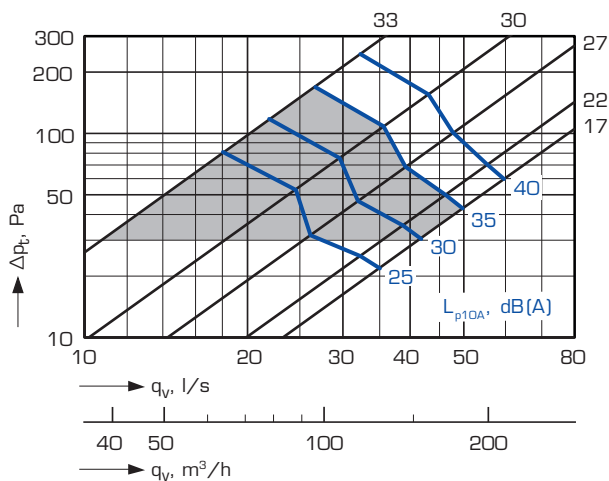
#### LUMI-125 - THROW, WALL INSTALLATION



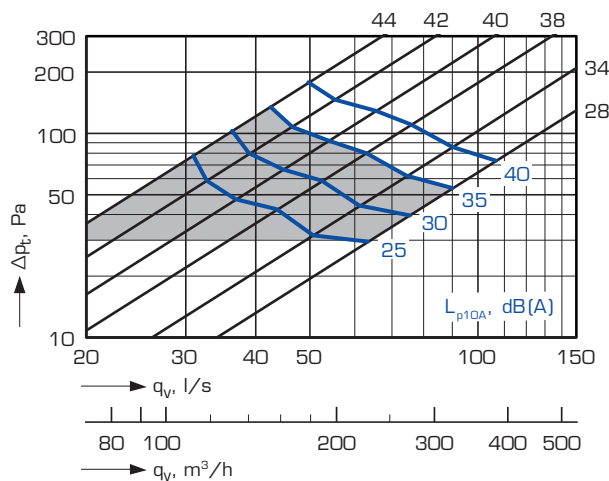
## AIR FLOW, PRESSURE DROP, SOUND LEVEL AND THROW

### 270° BLOW

#### LUMI-160

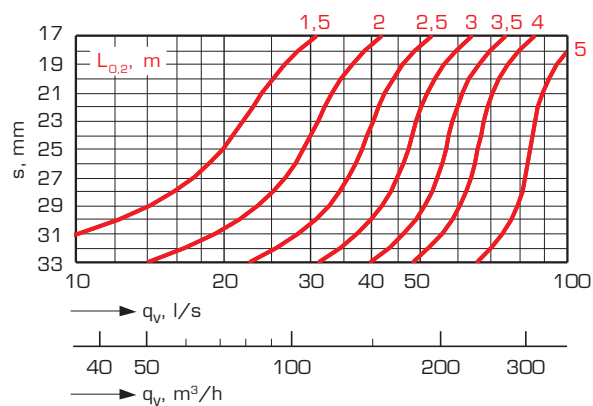


#### LUMI-200

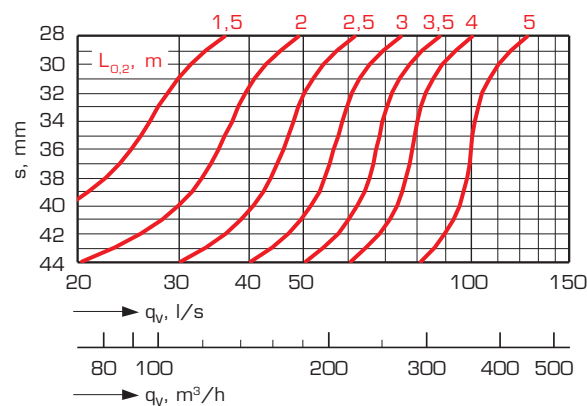


Recommended range of use

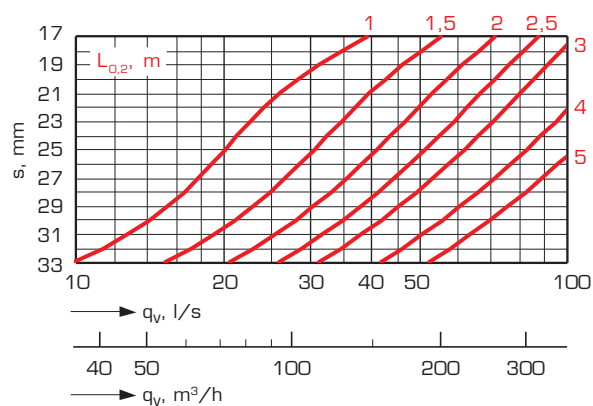
#### LUMI-160 - THROW, CEILING INSTALLATION



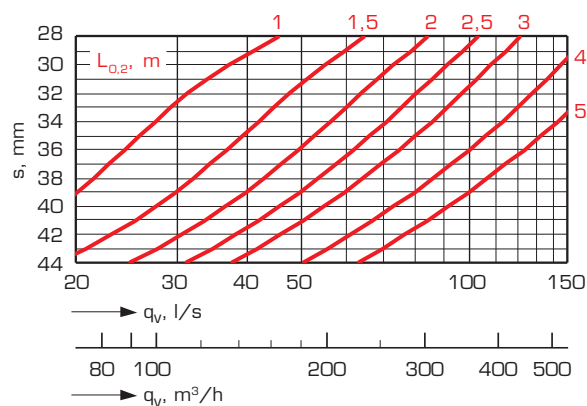
#### LUMI-200 - THROW, CEILING INSTALLATION



#### LUMI-160 - THROW, WALL INSTALLATION



#### LUMI-200 - THROW, WALL INSTALLATION



## SOUND DATA AND DIMENSIONS

### SOUND POWER LEVEL

#### 360° blow

LUMI-R/S	Correction of sound level $K_{oct}$ (dB) at octave bands, middle frequency (Hz)							
	63	125	250	500	1000	2000	4000	8000
100	-1	-3	3	3	-1	-7	-8	-13
125	6	6	5	4	-3	-7	-11	-14
160	5	8	6	2	-4	-5	-10	-17
200	4	6	6	2	-3	-5	-10	-18
Tolerance ±	6	3	2	2	2	2	2	3

#### 270° blow

LUMI-R/S	Correction of sound level $K_{oct}$ (dB) at octave bands, middle frequency (Hz)							
	63	125	250	500	1000	2000	4000	8000
100	-1	-3	1	2	-1	-5	-8	-12
125	5	5	4	3	-2	-6	-11	-14
160	5	7	5	3	-3	-5	-11	-19
200	6	6	3	2	-2	-4	-8	-18
Tolerance ±	6	3	2	2	2	2	2	3

Sound power levels by octave bands are obtained by adding to total sound pressure level  $L_{p10A}$ , dB(A) the corrections  $K_{oct}$  presented in the table according to the following formula:

$$L_{Woct} = L_{p10A} + K_{oct}$$

Correction  $K_{oct}$  is an average value in the range of use of LUMI unit.

### SOUND ATTENUATION

#### 360° blow

LUMI-R/S	Sound attenuation $\Delta L$ (dB) at octave bands, middle frequency (Hz)							
	63	125	250	500	1000	2000	4000	8000
100	23	20	14	12	12	13	14	8
125	22	16	11	10	12	10	7	8
160	17	14	9	10	10	6	5	5
200	16	11	7	11	9	4	6	5
Tolerance ±	6	3	2	2	2	2	2	3

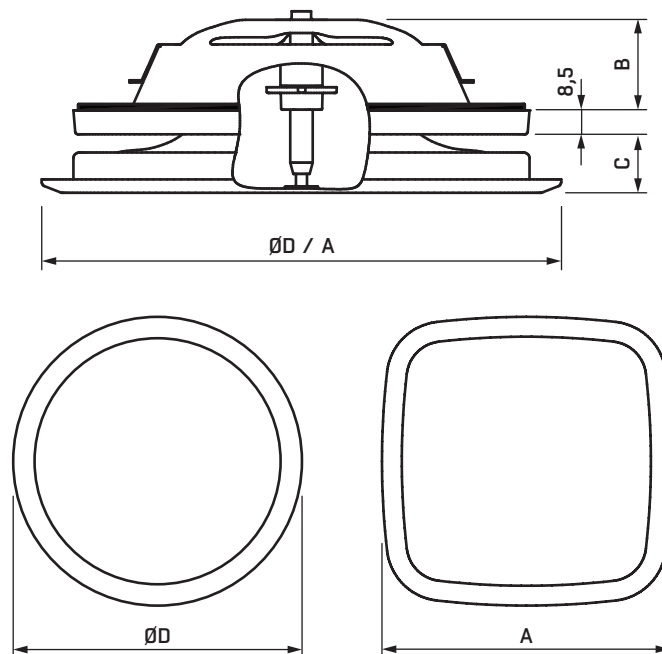
#### 270° blow

LUMI-R/S	Sound attenuation $\Delta L$ (dB) at octave bands, middle frequency (Hz)							
	63	125	250	500	1000	2000	4000	8000
100	23	20	14	13	13	14	14	9
125	21	16	13	12	13	11	7	8
160	18	15	11	13	14	9	6	8
200	16	12	8	12	9	4	6	6
Tolerance ±	6	3	2	2	2	2	2	3

The average sound attenuation  $\Delta L$  from duct to room including the end reflection of the connecting duct in ceiling installation, is obtained in the table above.

### DIMENSIONS AND WEIGHTS

#### Supply air valve LUMI



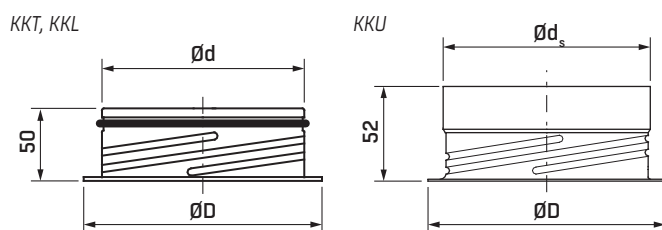
Size	ØD [mm]	A [mm]	B [mm]	C <sub>min</sub> [mm]	C <sub>max</sub> [mm]	Weight [kg]
100	145	145	26	16	21/24*	0.4
125	185	185	32	18	31	0.6
160	215	215	37	22	38	0.7
200	270	270	47	27	43	1.2

\* ) Size 100:

C<sub>max</sub> = 21 mm with 360° blow

C<sub>max</sub> = 24 mm with 270° blow

#### Mounting rings KKT, KKL and KKU



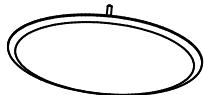
Size	Ød [mm]	ØD [mm]	Ød <sub>s</sub> [mm]	Weight [g] KKT	Weight [g] KKL, KKU
100	99	122	100	75	71
125	124	148	125	102	97
160	159	184	160	131	125
200	199	225	200	165	156

## SPARE PARTS AND GENERAL

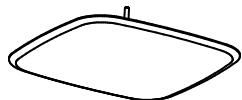
### SPARE PARTS

#### Front plate LUMZ-R-aaa-C / LUMZ-S-aaa-C

LUMZ-R-aaa-C



LUMZ-S-aaa-C



aaa
100
125
160
200

#### Decoration frame LUMR-aaa / LUMS-aaa

LUMR-aaa

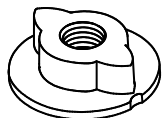


LUMS-aaa

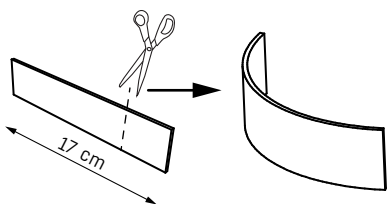


aaa
100
125

#### Wing nut COCZ-2

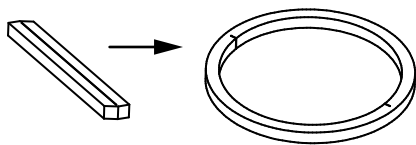


#### Air deflector COPZ-3



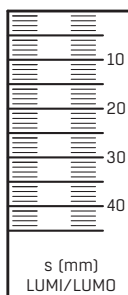
100, 125	12 cm
160, 200	17 cm

#### Gasket COGZ-aaa-9



aaa
100
125
160
200

#### Measuring tape COAZ-3



### CONSTRUCTION AND FUNCTION

The LUMI supply air valve is intended for use in mechanical ventilation systems. It can be installed on ceilings or walls. It has a low sound level and it is easy to measure, adjust and lock without removing the valve from the frame. Direct measurements from the spindle ensure accurate readings. Designed to look good in modern interiors, the LUMI suits any environment and requirement, and can even blend into its surroundings with its smart personalization option. The decoration frame allows users to add wallpaper, textiles or their favorite picture to the front plate. No glue or tools are necessary, making it easy to change the front when redecorating. Decoration frame comes as standard with valves in size 100 and 125 mm. The valve is available with a round (LUMI-R) or square (LUMI-S) front plate and CleanVent coating as standard.

### MATERIAL

The valve is made of steel sheet. It is powder coated for a high surface finish. The standard color is white (RAL 9010), with other colors available to special order. CleanVent coating comes as standard. The decoration frame (sizes 100 and 125) is made of plastic (PP). The valve is equipped with a cellular plastic (PE) gasket, which forms an airtight seal at installation.

### INSTALLATION

The LUMI supply valve is easy to use in both new and renovated buildings. It can be installed on the ceiling or wall. The mounting ring, KKT, KKL or KLU, is fitted into the duct with screws or rivets. The valve is fitted into the ring by rotating the valve body into firm contact with the raised grooves of the mounting ring.

### MEASUREMENT AND ADJUSTMENT OF THE AIR FLOW

Air flow measurement, adjustment and locking are fast and easy. They can be done directly on the front of the valve, without removing the valve from the frame. Remove the front plate by pulling it straight outward. The air flow is measured by attaching a measurement hose directly to the end of hollow valve spindle. The measurement result is accurate and consistent, no matter who carries it out.

Air volume is adjusted by rotating the control disc to change the adjustment dimension  $s$  (mm). Adjustment position can be measured with the measuring tape attached to every product, or with any other meter. The adjustment position is the height of the visible spindle. The position can also be set by calculating turns of the disc (1 mm = 1 turn). Lock the adjustment position by turning the wing nut firmly toward the disc.

The valve is equipped with a magnetic strip for easy air flow direction control.

The k-factors for each product are found on the product label.

Instructions for installation, adjustment and maintenance are available at [www.flaktgroup.com](http://www.flaktgroup.com).

### TECHNICAL DATA AND DESIGN

For complete design details, please see the FläktGroup product selection program. The program can be found online at [www.flaktgroup.com](http://www.flaktgroup.com).



## PRODUCT DESCRIPTION AND PRODUCT CODE

### PRODUCT DESCRIPTION

LUMI Supply valve with dirt repellent CleanVent coating manufactured by FläktGroup, f. ex. LUMI-S-125-C installed with KKT, KKL or K KU steel mounting ring on the ceiling or wall. Measurement and adjustment can be done without removing the valve from its frame. Accurate measurement directly from the valve spindle. The valve comes with a decoration rame, which allows an easy change of the valve appearance, and magnetic strip for directing the air flow.

### PRODUCT CODE

Supply air valve

LUMI-a-bbb-c

#### Front plate (a)

R = round

S = square

#### Size (bbb)

100, 125, 160, 200

#### Finish (c)

C = CleanVent coating (standard)

E = special colour

### ACCESSORIES

Mounting ring with rubber gasket

KKT-aaa

Mounting ring without rubber gasket

KKL-aaa

Mounting ring without rubber gasket,  
mounted on the duct fitting

KKU-aaa

#### Size (aaa)

100, 125, 160, 200

### SPARE PARTS

Front plate, round

LUMZ-R-aaa-b

Front plate, square

LUMZ-S-aaa-b

#### Size (aaa)

100, 125, 160, 200

#### Finish (b)

C = CleanVent coating (standard)

E = special colour

Decoration frame, round

LUMR-aaa

Decoration frame, square

LUMS-aaa

#### Size (aaa)

100, 125

Wing nut

COCZ-2

Air deflector

COPZ-3

Gasket

COGZ-aaa-9

#### Size (aaa)

100, 125, 160, 200

Measuring tape

COAZ-3

## **EXCELLENCE IN SOLUTIONS**

FläktGroup is the European market leader for smart and energy efficient Indoor Air and Critical Air solutions to support every application area. We offer our customers innovative technologies, high quality and outstanding performance supported by more than a century of accumulated industry experience. The widest product range in the market, and strong market presence in 65 countries worldwide, guarantee that we are always by your side, ready to deliver Excellence in Solutions.

### **PRODUCT FUNCTIONS BY FLÄKTGROUP**

Air Treatment | Air Movement | Air Diffusion | Air Distribution | Air Filtration  
Air Management & ATD's | Air Conditioning & Heating | Controls | Service

» Learn more on [www.flaktgroup.com](http://www.flaktgroup.com)  
or contact one of our offices